



# San Diego Knitters

P. O. BOX 270465

SAN DIEGO, CA 92198-2465

VOL. VII No. 4

NEWSLETTER

APRIL 1997

## MONTHLY MEETING

### NEW MEETING PLACE!!

The Guild meets the **fourth** Monday of every month at 1:00 P.M. Some members meet at 12:30 P.M. to share a project, seek help with a project or just to enjoy the social time.

BRING A FRIEND - GUESTS ARE WELCOME

Rancho Bernardo Library  
17110 Bernardo Center Dr.  
San Diego, CA, 92128  
Phone 487-1197

NEXT MEETING APRIL 28, 1997

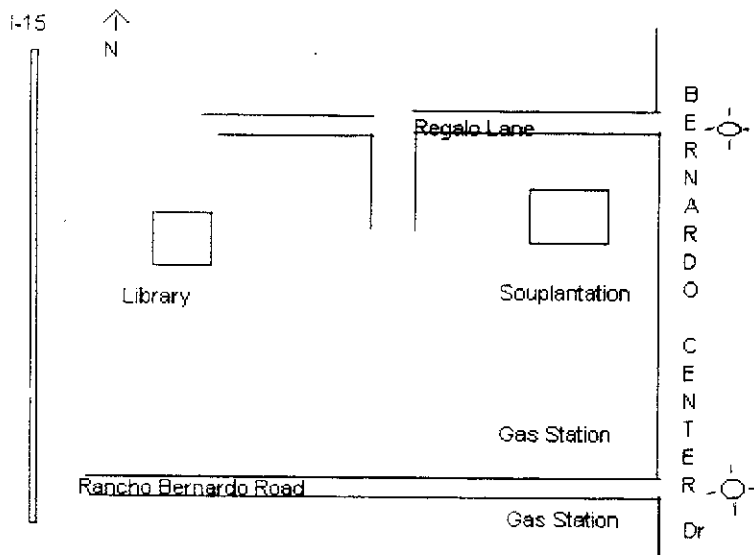
## MEMBERS OF THE BOARD

President	Flora Young	487-8017
Vice President	Enid Schwartz	451-0401
	Ann Dumanis	624-9449
Rec. Sec.	Phyllis Bates	438-1419
Corr. Sec/ Publicity	Flora Kuritsky	487-1774
Treasurer/ Membership	Joan Henderson	485-4149
Newsletter	Joan Kaye	485-8994
Librarian	Ann Dumanis	624-9449
Historian	Ruby Townsend	552-8091
Parliamentarian	Betty Cook	487-3029


\*\*Note: Because of Memorial Day, we will combine our May and June meetings into a special event June 2, 1997. Details follow.

## REMEMBER

- to wear your name tag
- to bring something for "Show & Tell"
- to continue to make 6" squares



We meet in the Community Room of the Rancho Bernardo Public Library. From I-15, take the Rancho Bernardo Road exit. Turn east on Rancho Bernardo Road, get into the left lane, and turn left at Bernardo Center Drive. Turn left at first traffic light (Regalo Lane), drive up the hill. The Library is opposite Souplantation.



MESSAGE FROM THE PRESIDENT

The Valley Needlers of Hemet had their usual spectacular luncheon show April 7, 1997. Imagine how pleased we all were that our Erma Zeides won the door prize of a gorgeous white afghan and pillow made by the Vally Needlers. We have now been inspired to try a special event of our own, and will have our first luncheon fashion show June 2, 1997. Flora Purinton is handling the arrangements, and Beverly Bengelsdorf is in charge of the fashion portion. Contact either one of them if you have questions about the event.

For information about the Del Mar Fair, contact Colleen Davis (633-3792).

Brochures about the July 1997 Western Conference of TKGa will be available at our April meeting.

We are looking forward to your delivery of new-born dollies at our April meeting. As always the Polinsky children will be delighted with new toys.

APRIL PROGRAM

At last Joanne Stark, Yarn Co of Julian, will offer a program. Joanne plans to surprise us with some new high fashion ideas she has recently developed. Her kits are not to be believed, because of their spectacular designs and colors. She is as excited to do the program as we are to have her.

NEW NEEDLEWORK GROUPS

The North Coast Knitters will meet the first Tuesday of the month at the La Colonia Recreation Center in Solano Beach. For more information contact Colleen Davis (633-3792).

The Crochet Group meets the third Thursday of the month at Common Threads in Solano Beach. For more information call Martha Jo Rodgers (414-8579).

INFANT SAQUE

Shirley Corey found this pattern for an infant saque that is quite simple and goes fast. If you want to try it, we would welcome all efforts for the Polinsky infants.

Materials:

4 oz knitting worsted  
#8 needles or whatever gives 9 sts = 2 in; 6 rows = 1"

Start at lower edge of back,  
Cast on 50 sts.

Work in garter stitch for 8 rows.  
Stocking stitch for 7", end with Purl row.  
Cast on 24 sts at end of last row for sleeve,  
Turn and knit 74 sts.

Cast on 24 sts for other sleeve.  
Work 98 stitches as follows:  
K 5, Purl to last 5 sts, K 5  
Row 2, Knit

Repeat last 2 rows to 4 inches above last cast on stitches,  
measured through stocking st section. End on right side.

Work 59 stitches and slip them onto holder.  
Work to end of line.



Work on 39 sts for 4 rows  
Inc 1 st at end of next row for neck edge.  
Then inc 1 stitch at same edge every other row 2 more times.  
Work on 42 sts for 2 rows.

Cast on 9 sts at end of last row for front edge.  
Next row knit 5 for front border,  
Purl to last 5 sts, knit 5.  
Knit 1 row.

Repeat last 2 rows till sleeve measures 8". End at cuff edge.  
Bind off 24 sts at beg of next row to complete sleeve.  
Work to end.

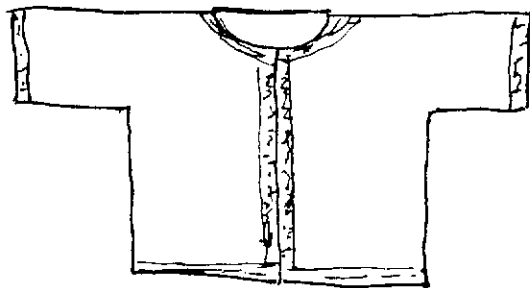
Continue garter stitch at front edge, work on the 27 sts to match back to garter stitch border.  
Knit 8 rows,  
Bind off.

Slip 39 stitches for other side of front to needle with point of needle at neck. (20 stitches will remain on holder for neck).  
Join yarn and work across 39 sts.  
Work 3 more rows.  
Increase 1 st at beginning of next row, then increase 1 stitch at same edge every other row twice more. End at cuff edge.  
Work 1 more row on the 42 sts, Cast on 9 stitches at end for front edge.  
Finish same as other side. Bind off.

#### NECK BAND.

On right side, starting at right front edge, pick up 13 sts along neck, work 20 sts from holder for back neck, and pick up 13 stitches from left front.  
Knit on 46 sts for 8 rows.  
Bind off.

Sew underarm and sleeve seams.  
Trim with ribbon.



*Handwritten notes:*  
39 sts  
20 sts  
46 sts  
8 rows

Stitch-of-the-month

This month we will try diagonal knitting. If you've never tried it, a square is a good way to begin.

DIAGONAL STITCH

Materials: Worsted yarn, suitable needles for yarn (Size 8 or 9)

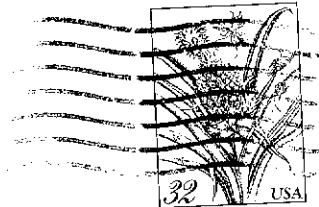
Starting at corner , cast on 2 stitches

Row 1: K1, yo, K1

Row 2: K1, yo, K the back loop of the next stitch (the yo from the previous row), K to end of row.

Repeat row 2 always knitting into the back loop of the yo from the previous row until the side edges measure 6 inches.

Next Row: K1, SSK, knit to end of row. Repeat last row until 3 stitches remain . Last row Sl, K2tog, PSSO. Leave a 10" tail for Jan.



SAN DIEGO KNITTERS  
P.O. BOX 270465  
SAN DIEGO, CA 92198-2465

TO:

Ellen Stoneburner  
11026 Carmel Mt. Rd  
San Diego CA 92129