



San Diego Knitters

P. O. BOX 270465

SAN DIEGO, CA 92198-2465

VOL. VII No. 2

NEWSLETTER

FEBRUARY 1997

MONTHLY MEETING

The Guild meets the **fourth** * Monday of every month at The Gateway at 1:00 P.M. Some members meet at 12:30 P.M. to share a project, seek help with a project or just to enjoy the social time.

BRING A FRIEND - GUESTS ARE WELCOME

RECTIONS:

From I-15, take Bernardo Center Drive exit. Turn East to Bernardo Heights Parkway, turn right at Bernardo Heights Pkwy, to Pomerado and turn right. Turn left onto Gateway Park Road. (First Road on left) Proceed up hill and park in southeast end of lot.

The Gateway
12751 Gateway Park Road
Poway, CA, 92064
Phone 487-1197

NEXT MEETING FEBRUARY 24, 1997

MEMBERS OF THE BOARD

President	Flora Young	487-6617
Vice President	Enid Schwartz	451-2480
	Ann Dumanis	624-9449
Rec. Sec.	Phyllis Bates	436-1419
Corr. Sec/ Publicity	Flora Kuritsky	487-1776
Treasurer/ Membership	Joan Henderson	485-8395
Newsletter	Joan Kaye	485-6998
Librarian	Ann Dumanis	487-2823
Historian	Ruby Townsend	582-8091
Parliamentarian	Betty Cook	487-8028

REMEMBER

- to wear your name tag
- to bring something for "Show & Tell"
- to continue to make 6" squares

MEMBERSHIP DUES - 1997

Membership fees for 1997 remain at \$15.00 and are due this month.

MESSAGE FROM THE PRESIDENT

The Gloria Tracy Workshop was a tremendous success. Twenty six people attended and all asked questions and participated with great enthusiasm. Seven design stitches were featured and were created by all. The greatest interest however was in designing sweaters to fit. From the amount of interest expressed, we have decided to have a future program on design. Ann and Enid are exploring for a resource. We have included as our stitch-of-the-month another slip stitch pattern.

Did you know that Barry Klein - of Trendsetter yarns - has been designing and making the shawls that are worn by the actors in Dr. Quinn, Medicine Woman TV program? In line with this fashion, he will be giving a Workshop in crocheting woven shawls March 29, 1997, 9:00am - 12:00 noon, at the Yarn Lady. There will be a \$20.00 charge, which will be applicable to the purchase of any yarns you select in the shop that day. There will be another class in design offered April 5, 1997 with the same terms.

Joan picked up some information from the Internet. Some knitters are making Caps for Cancer Kids. This is a worth while project - all sizes are needed. It is a great way to use miscellaneous yarns - just remember that the yarns must be soft because of the tenderness of the youngster's skin.

FEBRUARY PROGRAM

Want to enhance your knitted garments with something other than the standard rib??? This month our program will be devoted to helping you use crochet as a finishing technique on your knitted garments. We recognize that we have three levels of skill within our group, and therefore will divide into three sections at the meeting. There will be instruction available for absolute beginners, intermediate and experienced crocheters. To get the most out of this hands on meeting, bring one or two of your 6" knitted afghan squares, a ball of yarn, and an appropriate crochet hook. Try it...you will be delighted with the results.

SPECIAL EVENTS

Yarn Lady has designated March 4, 1997 as Guild Appreciation day. There will be a 30% discount offered on selected items to all guild members. In addition, from Mar. 1 - 8, there will be a Prism Trunk Show, with a 15% discount on Prism yarns.

From March 29 - April 5, there will be a Trendsetter trunk show with 15% discount on Trendsetter yarns.

NEW NEEDLEWORK GROUPS

The North Coast Knitters will meet the first Tuesday of the month in Solano Beach at the La Colonia Recreation Center, 715 Valley St., Solano Beach. For more information contact Colleen Davis (633-3792) or Phyllis Bates (436-1419). Their April program will be devoted to knitting combined with fiber arts. Laura Cunningham will present the program.

The new Crochet Group will meet the third Thursday of the month at Common Threads in Solano Beach. For more information call Martha Jo Rogers (444-8579). The next meeting will be February 20, 1997.



Speaking of shawls...this pattern calls for 'yarn over' (yo), which is thoroughly explained in the diagrams shown below.

TRIANGULAR SHAWL PATTERN

The Half-Fast Knitters of New Orleans recently reprinted this old pattern for knitted shawls. Dale Long took these instruction from his aunt's hand written pattern


#15 needles - 2, 4 oz skeins of knitting worsted
yo = yarn over
sl = slip stitch
pssso = pass slipped stitch over knit stitch

Cast on 5 sts.

- Row 1 k2 tog, yo, k1, yo, sl 1, k1, pssso (5 stitches)
- Row 2 Purl
- Row 3 k1, yo, k3, yo, k1 (7 stitches)
- Row 4 Purl
- Row 5 k1, yo, k5, yo, k1 (9 sts)
- Row 6 P1, k1 and p1 in the yo, p5, k1 and p1 in the yo, p1 (11 sts)
- Row 7 k1, yo, k1, yo, sl 1, k1, pssso, k3, k2 tog, yo, k1, yo, k1 (13 sts)
- Row 8 Purl
- Row 9 k1, yo, k3, yo, sl 1, k1, pssso, k1, k2 tog, yo, k3, yo, k1 (15)
- Row 10 Purl
- Row 11 k1, yo, k5, yo, sl 1, k2 tog, pssso, yo, k5, yo, k1 (17 sts)
- Row 12 P1, k1 and p1 in yo, p13, k1 and p1 in yo, p1 (19)
- Row 13 k1, (yo, k1, yo, sl 1, k1, pssso, k3, k2 tog) 2 times, yo, k1, yo, k1 (21 sts)
- Row 14 Purl
- Row 15 k1, (yo, k3, yo, sl 1, k1, pssso, k1, k2 tog) 2 times, yo, k3, yo, k1 (23sts)
- Row 16 Purl
- Row 17 k1, (yo, k5, yo, sl 1, k2 tog, pssso) 2 times, yo, k5, yo, k1 (25 sts)
- Row 18 Purl 1, k1 and p1 in yo, p to last yo, k1 and p1 in yo, p1, (27 sts)

Work as in rows 13 through 18, having one more repeat of stitches in parentheses every 6 rows until desired length, ending with purl row. Bind off on right side. Work 1 row of single crochet around the edge. Fringe if desired.

Yarn over between two knit stitches
yo, o, yf, wf, yfon, wfon




Bring yarn between needles to front, then over right needle to back.

Work yarn over as regular stitch on next row.

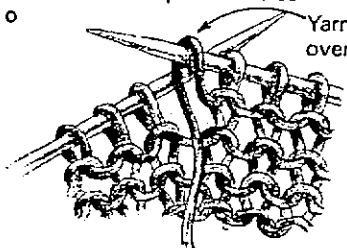


Yarn over after a knit stitch and before a purl stitch
yfrn, wfrn, o



Bring yarn between needles to front, around right needle to back, and between needles again to front.

Yarn over between two purl stitches
ym, wrn, o




Take yarn over right needle to back, then between needles to front.

Yarn over after a purl stitch and before a knit stitch
yon, won, o



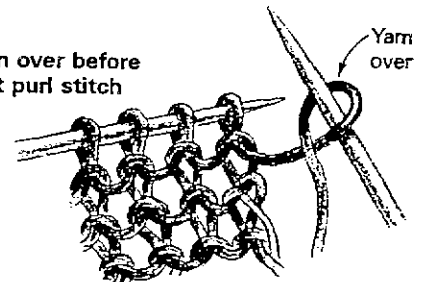
Take yarn over right needle to back.

Yarn over before first knit stitch



Put right needle under yarn and begin to knit.

Yarn over before first purl stitch



Put right needle under yarn, take yarn over right needle to back, and then bring yarn between needles to front.

Stitch-of-the-month - Remember...6 inches square...a 10 inch tail at each end for sewing.

We have a new slip stitch for you this month - Basket Stitch.

Cast on with color A - 32 sts

Knit 2 rows and continue in pattern as below, keeping the first and last 2 stitches in garter stitch


Row 1 & 3: With B, k2, *slip 1 with yarn in back, k3, repeat from * to last 2 sts, k2

Row 2 & 4: With B, *k2, sl 1 with yarn in front, k3, repeat from * to last 2 stitches, k2

Row 5: With A, Knit across

Row 6: With A, k2,Purl 28. K2

Repeat these 6 rows until 2 rows short of 6"
Knit last 2 rows.



SAN DIEGO KNITTERS
P.O. BOX 270465
SAN DIEGO, CA 92198-2465

Ellen Stoneburner
11026 Carmel Mt. Rd
TO: San Diego CA 92129