



San Diego Knitters

P. O. BOX 270465

SAN DIEGO, CA 92198-2465

VOL. VII NO. 10

NEWSLETTER

OCTOBER 1996

MONTHLY MEETING

The Guild meets the **fourth** * Monday of every month at The Gateway at 1:00 P.M. Some members meet at 12:30 P.M. to share a project, seek help with a project or just to enjoy the social time.

BRING A FRIEND - GUESTS ARE WELCOME

DIRECTIONS:

From I-15, take Bernardo Center Drive exit. Turn East to Bernardo Heights Parkway, turn right at Bernardo Heights Pkwy, to Pomerado and turn right. Turn left onto Gateway Park Road. (First Road on left) Proceed up hill and park in southeast end of lot.

The Gateway
12751 Gateway Park Road
Poway, CA, 92064
Phone 487-1197

NEXT MEETING OCTOBER 28, 1996

MEMBERS OF THE BOARD

President	Flora Young	487-6617
Vice President	Enid Schwartz	451-2480
Rec. Sec.	Phyllis Bates	436-1419
Corr. Sec/ Publicity	Flora Kuritsky	487-1776
Treasurer/ Membership	Joan Henderson	485-8395
Newsletter	Joan Kaye	485-6998
Librarian	Ann Dumanis	487-2823
Parliamentarian	Betty Cook	487-8028

REMEMBER

- to wear your name tag
- to bring something for "Show & Tell"
- to continue to make 6" squares

NOMINATING COMMITTEE

Betty Cook has been appointed Chair, and Doreen Pointer and Ann Dumanis are on the cttee. Any one interested in being considered is invited to contact any member of the committee

MESSAGE FROM THE PRESIDENT

The annual luncheon fashion show of the Lagune knitting guild was held Saturday October 12, 1996 at Wind and Sea, Dana Point. As always it was a lovely event with great representation from our guild and the Hemet guild. The luncheon was a buffet, and the sweaters were smashing. Our group included Enid Schwartz, Ann Dumanis, Betty Gregory, Elaine Jordan, Joan Kaye, Shirley Ponman, Marjorie Ross, Ruby Townsend, Beverly Bengelsdorf, and your President, Flora Young. Everyone showed one or more of their originals. We really made a splendid showing. Joan recorded the event on her video camera, and we will show it to those who would like to see it.

Fall is an exciting time for creative people, and we have many upcoming events and projects to tell you about. By the time you receive this the Hemet guild's knitting retreat at Idlewild will be over, so we will report at the October meeting.

AFGHANS

Jan Smith and your President took 17 afghans to the Polinsky Foundation for abandoned and abused children. We were permitted to photograph one toddlers room with the afghans on the bed. They were beautiful and we will have the pictures at the meeting. As you know we were not allowed to photograph any of the 26 toddlers in residence, but Rosanne Perrone, the Director of the Dept. of Social Services, took us on tour of the facility. Keep the squares coming, and if you want to make toddler sweaters or hats, they will be most welcome.

We also gave three afghans to the Gateway to express our appreciation for their hospitality. Jan says that putting the squares together is more interesting since we started using patterns.

The Washington Post printed a call for mittens, hats and sweaters for children. We will have a copy of the article at the meeting. Warming up America is indeed an active call that we sometimes forget because we are fortunate to live in San Diego.

OCTOBER PROGRAM

Lisa Treibwasser will present a program on shawls showing us a technique she developed to make fringe on the shawl as you go. Can't tell you any more at this time, but if you want to participate as she shows it to us, bring knitting needles and a ball of yarn that go together. You can make a small one as she demonstrates, or if you prefer be a spectator, just watch and enjoy. Lisa is a gifted designer, technician, and has a great eye for color.

CHRISTMAS LUNCHEON

The Christmas party has been scheduled for December 4, 1996. We will be joining with the In stitchers, Needle Play 1 and Needle Play 2 for this annual event. This year is our guild's turn to chair this event, and we will be seeking volunteers to help with the decorations and clean up. Joan Henderson will chair the event and will appreciate all the help you are able to offer. We will need \$3.00 in advance from each person to cover the cost of poinsettias, wine, coffee, tea, and clean up materials. We will charge \$5.00 at the door. In addition, each participant will be asked to bring a dish to serve about 8 people as follows:

If your last name starts with:

- A-H - Desert
- I-O - Main Dish
- P-Z - Salad



YARN SHOP NEWS

Antique Yarns is featuring small quick knit projects suitable for Xmas presents. The projects are made with imported novelty yarns that are fun to work with and attractive to receive.

Black Sheep added Cynthia Helene, Prism, Missoni, and Takki novelty yarns and patterns to their offering. They also feature rotating trunk shows from these manufacturers.

Yarn Lady will have a Trendsetter Trunk show in November. Keep tuned and we will let you know the exact dates.



Upcoming Events

We will have the Gloria Tracy all day work shop in February. It will be on a Friday, stay tuned for the exact date.

Hemet Guild holds a fashion show luncheon every other year. April 5, 1997 is the date, but particulars are not yet available. They limit attendance to 150 people, and always have a waiting list. When the notice comes out you will have to make your reservation early.

Stitch-of-the-month - Remember...6 inches square...a 10 inch tail at each end for sewing.

This month's stitch is the Spine stitch.

Six Inch Squares for Afghan

Material: Acrylic worsted yarn - Multiple of 4 sts + selvedge
Size 7 needles

Cast on 32 sts

Knit 2 rows

Row 1 - Knit 2, * RT, LT*, Knit last 2 sts

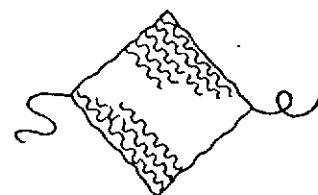

Row 2 - K2, Purl 28, Knit 2

Repeat rows 1 & 2, till 2 rows short of 6".

Knit 2 rows

RT = Skip 1st stitch, Knit 2nd stitch, then knit the skipped first stitch, slip both sts from needle.

LT = Skip 1st stitch and Knit 2nd stitch in back loop, then knit the skipped 1st stitch in front loop and slip both stitches from needle together.



MITTS

LEFT HAND

Note: Figures in bold are for use when working Right Hand.

Using 3 1/2mm needles, cast on 29 [33] sts and work 4 [5] cm in rib

Inc Row. Rib 3 [2], M1, * rib 6 [7], M1; rep from * to last 2 [3] sts, rib to end. 34 [38] sts.

Change to 4 1/2mm needles and patt.
1st Row. (K1, P1) 9 [11] **2** times, work 1st row of Cable Panel across next 12 sts, (P1, K1) 2 9 [11] times.

2nd Row. (K1, P1) 2 9 [11] times, work 2nd row of Cable Panel, (P1, K1) 9 [11] **2** times.

These 2 rows form the moss st either side of Cable Panel. Keeping the 10 rows of Cable Panel correct throughout, cont as follows:

Shape Thumb Gusset

1st Row. Patt 14 [16] **19 [21]** sts, M1, K1, M1, patt to end. 36 [40] sts.

2nd Row. Patt 19 [21] **14 [16]** sts, P3, patt to end.

3rd Row. Patt 14 [16] **19 [21]** sts, K3, patt to end.

4th Row. As 2nd row.

5th Row. Patt 14 [16] **19 [21]** sts, M1, K3, M1, patt to end. 38 [42] sts.

6th Row. Patt 19 [21] **14 [16]** sts, P5, patt to end.

7th Row. Patt 14 [16] **19 [21]** sts, K5, patt to end.

8th Row. As 6th row.

9th Row. Patt 14 [16] **19 [21]** sts, M1, K5, M1, patt to end. 40 [44] sts.

Keeping thumb gusset sts in st st and remainder in patt, cont to inc 2 sts in this way on foll 1 [2] alt rows. 42 [48] sts. Work 1 row.

Divide for Thumb

1st Row. Patt 23 [27] **28 [32]** sts, turn.
2nd Row. P9 [11], turn and cast on 2 sts.

Work in st st on these 11 [13] sts until thumb measures 4 [5] cm, ending with a P row.

Dec Row. K1, * K2tog; rep from * to end.

Break yarn, thread through rem 6 [7] sts, draw up firmly and fasten off. With rs facing, rejoin yarn and pick up and K2 sts from cast on sts at base of thumb, patt to end. 35 [39] sts.

Next Row. Patt 19 [21] **14 [16]** sts, work 2tog, patt to end. 34 [38] sts.

Cont in patt until piece measures 15 [17] cm from beg, ending with a ws row.

Shape Top

1st Row. K1, sl 1, K1, pssso, patt 9 [11] **14 [16]** sts, K2tog, K1, sl 1, K1, pssso, patt to last 3 sts, K2tog, K1. 30 [34] sts.

2nd Row. P2, patt 14 [16] **9 [11]** sts, P3, patt to last 2 sts, P2.

3rd Row. K1, sl 1, K1, pssso, patt 7 [9] **12 [14]** sts, K2tog, K1, sl 1, K1, pssso, patt to last 3 sts, K2tog, K1. 26 [30] sts.

4th Row. P2, patt 12 [14] **7 [9]** sts, P3, patt to last 2 sts, P2.

5th Row. K1, sl 1, K1, pssso, patt 5 [7] **10 [12]** sts, K2tog, K1, sl 1, K1, pssso, patt to last 3 sts, K2tog, K1. 22 [26] sts.

6th Row. P2, patt 10 [12] **5 [7]** sts, P3, patt to last 2 sts, P2.


Cast off.

RIGHT HAND


Work as given for Left Hand reversing pattern and shaping by following figures in bold where applicable.

TO MAKE UP

Join thumb, side and top seams.



SAN DIEGO KNITTERS
P.O. BOX 270465
SAN DIEGO, CA 92198-2465



TO: Ellen Stoneberger
11026 Carmel Mt. Rd
San Diego CA 92129